

Scaled data based on original data using
LM-79-08 Approved Method: Electrical and Photometric Measurements of Solid-
State Lighting Products

Test Report Prepared for
Cooper Lighting Solutions
(formerly Eaton)

Brand: McGRAW-EDISON

Report Number: P385620

Luminaire Tested: **GWC-SA1A-830-U-T4W-HSS**

Issue Date: 3/3/2020

Test Information

Test Method: LM-79-08
Report Number: P385620
TEST IS SCALED FROM IESNA LM-79-08 TEST DATA (G2-1903-205-19)
Test Lab: INNOVATION CENTER
Issue Date: 3/3/2020
Manufacturer: COOPER LIGHTING SOLUTIONS (FORMERLY EATON)
Product Line: MCGRAW-EDISON
Catalog Number: GWC-SA1A-830-U-T4W-HSS
Description: GALLEON WALL LUMINAIRE
(1) 80 CRI, 3000K, 615mA LIGHTSQUARE WITH 16 LEDS AND TYPE IV WIDE OPTICS WITH HOUSE SIDE SHIELD
Light Source: -
Ballast/Driver: ELECTRONIC DRIVER

Summary

Lumens per Lamp: N/A
Luminaire Lumens: 2867 lumens
Efficiency: N/A
Efficacy: 84.3 lumens/watt
Luminous Opening: Rectangular (W 0.5' x L: 0.5' x H: 0')
IES Classification: Type IV - Short
BUG Rating: B0 - U0 - G1

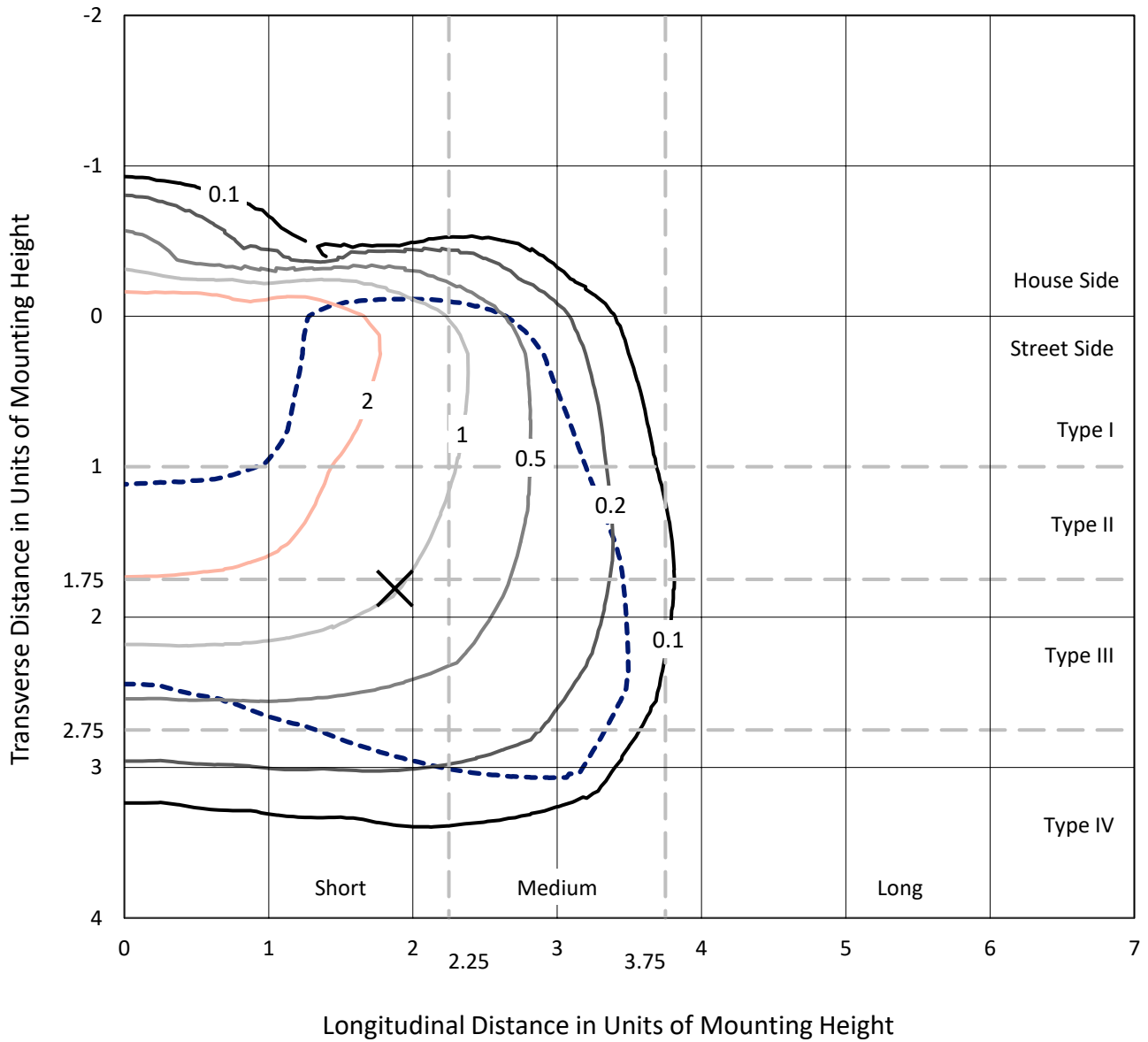
Input Watts (W): 34
Input Voltage (V): NR
Input Current (A_{in}): NR
Voltage Rise (V): NR
Power Factor: NR
Total Harmonic Distortion (THDi): NR
Frequency (hertz): 60
Stabilization Time: NR
Operation Time: NR
Ambient Temperature (°C): NR
Test Distance: 24 FT



REPORT NUMBER: P385620
 CATALOG NUMBER: GWC-SA1A-830-U-T4W-HSS

Iso-Footcandle Lines of Horizontal Illumination

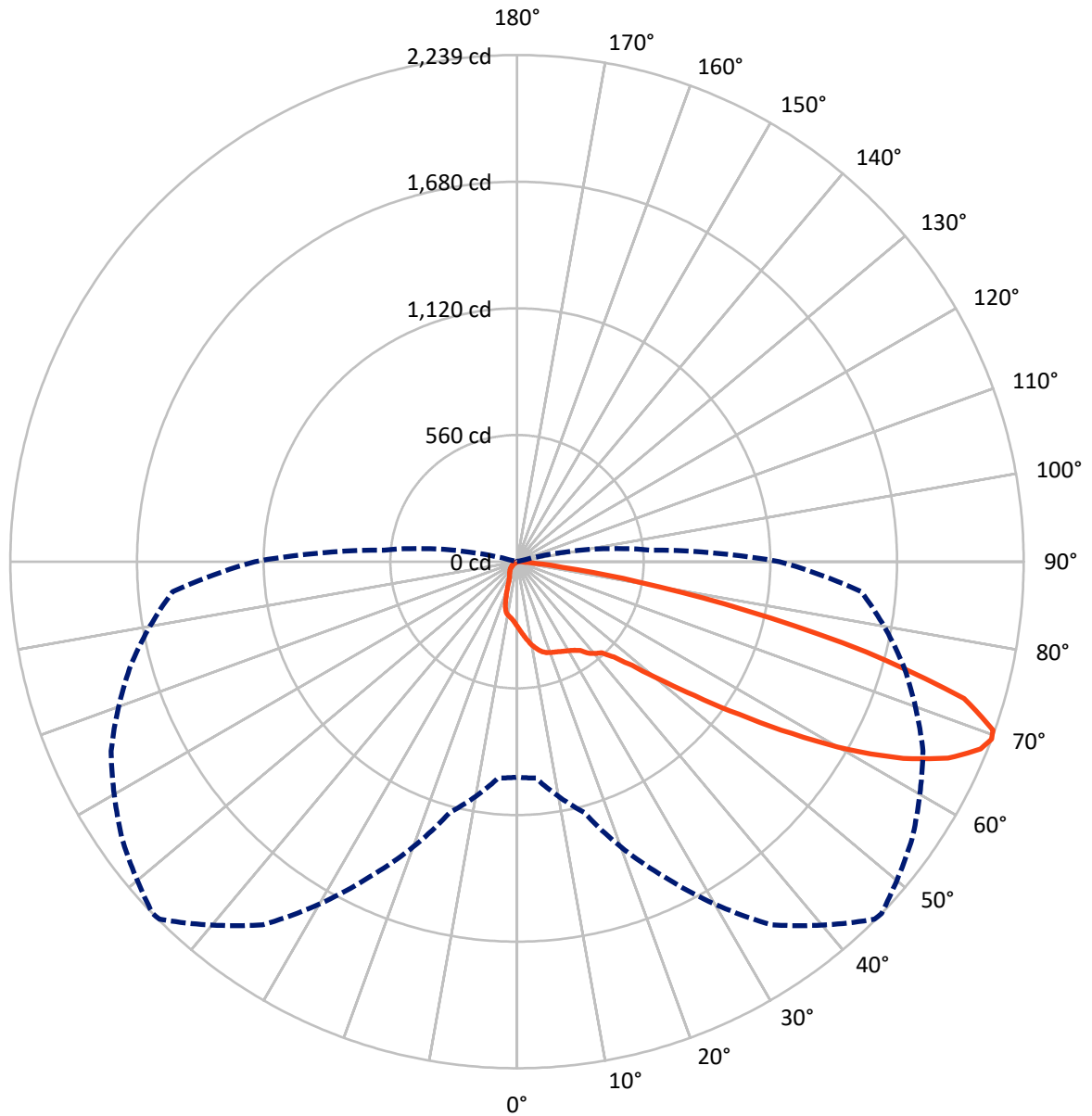
✕ Max cd
 - - - 1/2 Max cd



Based on 10 foot mounting height. Maximum calculated value = 4.2 fc
 Type IV - Short - N/A

REPORT NUMBER: P385620
CATALOG NUMBER: GWC-SA1A-830-U-T4W-HSS

Luminous Intensity Polar Plot



— Vertical Plane Through 46-Deg Lateral - - - Horizontal Cone Through 69-Deg Vertical

REPORT NUMBER: P385620

CATALOG NUMBER: GWC-SA1A-830-U-T4W-HSS

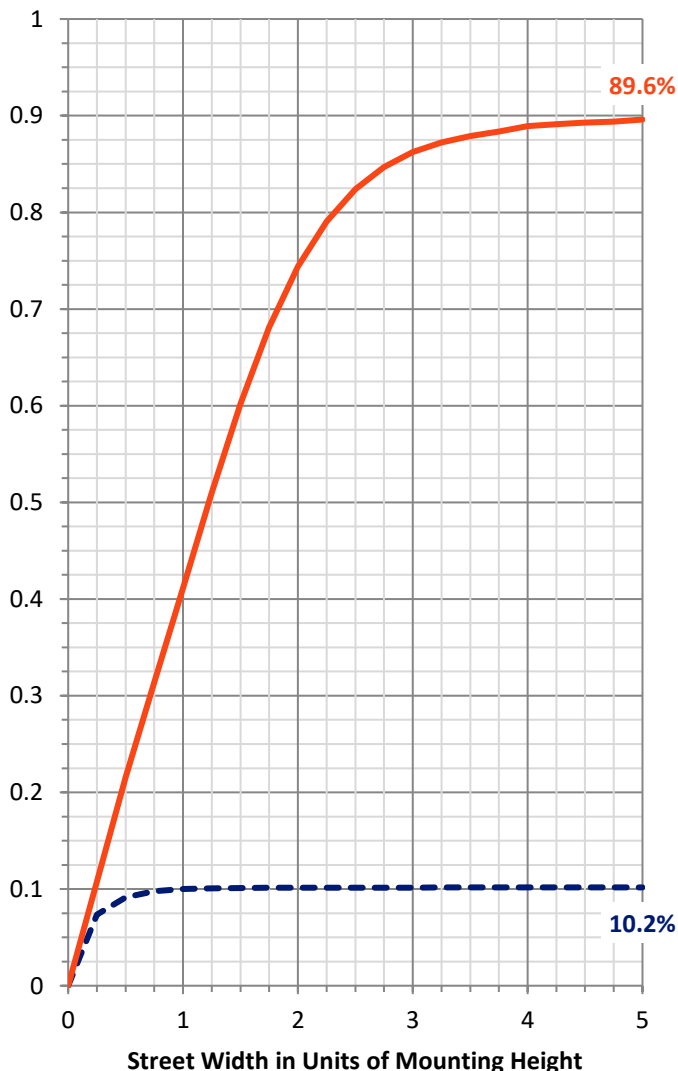
FLUX DISTRIBUTION:

		Downward	Upward	Total
House Side	Lumens	294.2	0.0	294.2
	% Fixture	10.3	0.0	10.3
Street Side	Lumens	2572.8	0.0	2572.8
	% Fixture	89.7	0.0	89.7
Total	Lumens	2867.0	0.0	2867.0
	% Fixture	100.0	0.0	100.0

ZONAL LUMENS:

Zone	Lumens	% Fixture
0°-10°	28.6	1.0
10°-20°	86.7	3.0
20°-30°	136.4	4.8
30°-40°	195.6	6.8
40°-50°	338.1	11.8
50°-60°	668.0	23.3
60°-70°	933.5	32.6
70°-80°	451.0	15.7
80°-90°	29.0	1.0
90°-100°	0.0	0.0
100°-110°	0.0	0.0
110°-120°	0.0	0.0
120°-130°	0.0	0.0
130°-140°	0.0	0.0
140°-150°	0.0	0.0
150°-160°	0.0	0.0
160°-170°	0.0	0.0
170°-180°	0.0	0.0
0°-90°	2867.0	100.0
0°-180°	2867.0	100.0

Coefficient of Utilization



REPORT NUMBER: P385620

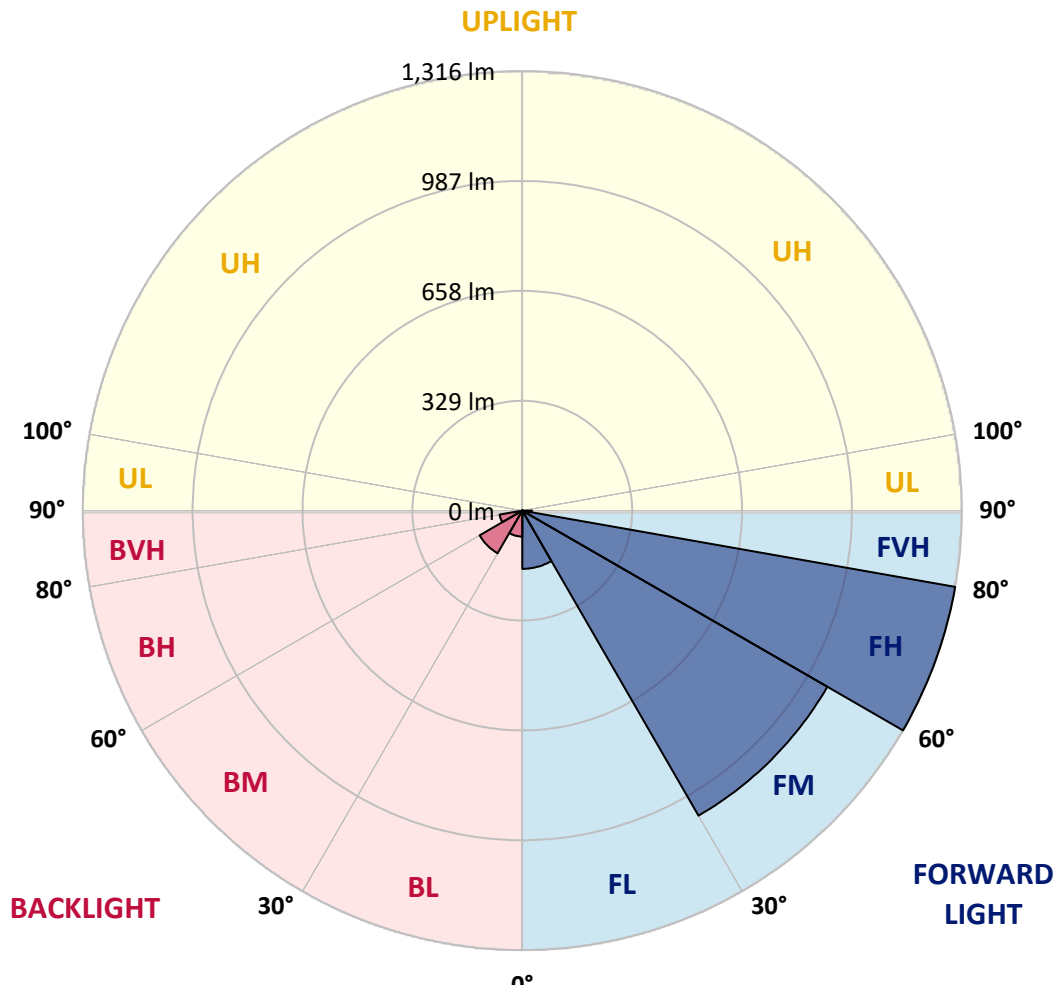
CATALOG NUMBER: GWC-SA1A-830-U-T4W-HSS

LUMINAIRE CLASSIFICATION SYSTEM LUMEN TABLE AND BUG RATING:

Zone	Lumens	% Fixture	Zone Rating/Lumen Limit		
			B	U	G
FL (0°-30°)	174.2	6.1			
FM (30°-60°)	1054.3	36.8			
FH (60°-80°)	1315.6	45.9			G1/1800
FVH (80°-90°)	28.7	1.0			G1/100
BL (0°-30°)	77.5	2.7	B0/110		
BM (30°-60°)	147.4	5.1	B0/220		
BH (60°-80°)	69.0	2.4	B0/110		G0/110
BVH (80°-90°)	0.2	0.0			G0/10
UL (90°-100°)	0.0	0.0		U0/0	
UH (100°-180°)	0.0	0.0		U0/0	

BUG Rating: B0-U0-G1

Type IV Short





REPORT NUMBER: P385620

CATALOG NUMBER: GWC-SA1A-830-U-T4W-HSS

CANDELA DISTRIBUTION (FULL):

	0°	5°	15°	25°	35°	45°	46°	55°	65°	75°	85°
0°	287.3	287.3	287.3	287.3	287.3	287.3	287.3	287.3	287.3	287.3	287.3
2.5°	319.1	318.7	316.8	316.0	311.5	308.8	307.7	304.3	299.5	294.7	289.3
5°	355.4	355.3	351.8	348.4	339.8	331.8	330.3	322.5	311.6	301.4	291.2
7.5°	392.5	390.8	387.3	380.8	368.3	355.4	354.2	343.2	327.7	312.9	298.3
10°	424.0	422.9	418.3	408.5	393.9	379.2	377.7	364.2	346.7	328.5	309.8
12.5°	448.4	447.6	441.6	429.3	413.8	398.6	396.5	384.5	365.8	345.5	323.4
15°	463.4	463.0	455.6	442.5	427.2	414.0	412.3	401.7	384.3	363.1	338.2
17.5°	466.9	467.0	459.3	446.2	433.5	424.1	422.8	414.7	400.2	379.1	353.0
20°	459.1	460.7	453.8	442.4	434.6	429.6	428.5	423.7	411.5	391.6	364.8
22.5°	448.0	448.8	444.1	436.5	433.2	434.2	433.6	431.0	420.6	402.3	376.5
25°	441.3	441.3	438.5	432.0	434.2	440.0	440.1	439.6	431.4	415.5	390.8
27.5°	441.0	440.2	437.0	432.2	438.1	447.0	447.5	451.1	446.0	431.5	408.5
30°	451.8	450.9	444.0	437.7	445.2	454.8	456.1	464.0	461.5	448.8	428.3
32.5°	476.9	473.6	458.4	448.0	453.7	465.1	466.9	479.5	483.5	470.2	447.4
35°	511.3	500.7	478.8	467.7	468.2	480.2	481.8	500.3	512.3	489.8	462.1
37.5°	558.8	553.6	517.9	488.1	490.5	508.7	513.4	533.5	530.2	500.6	479.0
40°	662.8	654.6	616.7	545.4	511.9	531.8	533.3	544.0	544.3	524.9	513.9
42.5°	804.5	801.2	761.2	649.3	554.0	547.2	549.9	568.1	588.4	576.3	575.7
45°	961.4	959.6	917.3	787.2	639.0	597.9	601.3	625.6	664.5	667.1	684.2
47.5°	1087.6	1086.8	1062.5	941.1	769.3	683.8	684.9	710.7	779.0	812.7	840.0
50°	1202.7	1206.6	1187.4	1107.6	946.7	818.4	815.8	833.0	942.7	998.0	1031.8
52.5°	1362.6	1368.2	1314.3	1263.0	1132.9	985.3	983.3	1001.3	1139.5	1180.9	1187.0
55°	1503.9	1494.5	1451.9	1437.1	1360.0	1191.5	1191.0	1206.9	1329.9	1347.5	1358.6
57.5°	1566.3	1562.7	1583.2	1617.1	1597.8	1435.2	1434.0	1421.9	1500.2	1502.0	1536.3
60°	1605.7	1610.1	1673.2	1777.6	1825.9	1697.5	1689.7	1615.9	1662.8	1658.6	1695.3
62.5°	1576.1	1584.9	1698.3	1872.4	1996.6	1926.4	1915.4	1793.6	1801.8	1787.4	1821.6
65°	1419.1	1432.7	1618.6	1854.5	2081.3	2105.3	2094.2	1950.5	1912.2	1888.5	1869.6
67.5°	1152.3	1160.3	1354.4	1699.0	2043.1	2212.1	2209.8	2088.0	1995.5	1871.4	1724.4
69°	952.3	960.2	1147.0	1535.2	1959.1	2234.9	2239.4	2132.1	1979.7	1767.7	1527.9
70°	806.5	815.0	989.1	1394.9	1861.6	2224.3	2232.2	2127.9	1934.2	1647.5	1355.4
72.5°	423.0	430.3	608.9	961.0	1517.6	2042.4	2066.5	1948.1	1639.6	1196.5	801.4
75°	132.9	137.1	237.8	502.3	1039.1	1588.1	1593.6	1528.1	1164.2	658.1	333.8
77.5°	50.7	49.5	79.2	185.1	525.3	1000.0	1033.7	954.9	611.0	232.7	77.0
80°	27.3	27.4	41.1	76.6	224.8	513.9	542.4	462.8	217.1	72.6	17.7
82.5°	11.8	12.4	23.1	40.6	103.2	189.5	203.8	169.6	82.9	48.8	6.6
85°	2.6	2.8	11.2	22.0	42.1	53.2	55.8	55.0	52.8	37.9	2.6
87.5°	0.0	0.0	5.0	7.9	10.6	12.1	10.6	13.8	29.2	25.5	1.3
90°	0.0	0.0	0.0	0.0	0.0	0.0	0.0	0.0	0.0	0.0	0.0



REPORT NUMBER: P385620

CATALOG NUMBER: GWC-SA1A-830-U-T4W-HSS

CANDELA DISTRIBUTION (continued):

	90°	95°	105°	115°	125°	135°	145°	155°	165°	175°	180°
0°	287.3	287.3	287.3	287.3	287.3	287.3	287.3	287.3	287.3	287.3	287.3
2.5°	287.5	285.1	280.9	276.4	273.1	269.8	267.1	265.9	264.5	263.6	264.8
5°	287.0	282.3	274.2	266.4	260.8	256.2	252.4	251.0	249.5	248.4	248.3
7.5°	291.7	285.1	272.7	261.3	252.6	246.4	241.3	239.1	237.4	236.6	235.9
10°	300.7	292.2	275.7	260.8	249.5	239.0	228.0	219.5	214.0	211.4	210.5
12.5°	312.4	301.8	281.3	263.6	247.2	227.0	203.7	183.5	170.4	166.1	163.6
15°	326.1	312.9	288.7	267.2	238.9	202.0	162.4	136.0	123.9	121.5	118.8
17.5°	339.3	324.8	297.6	267.9	220.6	161.4	119.0	101.1	96.4	98.0	98.4
20°	350.8	336.5	306.4	262.0	187.4	121.1	92.1	87.6	89.4	92.5	93.0
22.5°	362.5	347.8	314.4	246.4	144.9	91.9	82.9	84.0	85.8	88.9	89.4
25°	376.8	361.5	321.9	217.8	108.7	78.2	78.8	80.4	82.1	85.0	85.2
27.5°	393.2	378.8	326.9	180.5	80.7	71.9	73.7	76.1	77.8	80.5	81.1
30°	415.0	401.7	328.5	142.0	67.6	66.3	67.1	70.0	72.6	75.0	75.4
32.5°	435.4	424.2	323.2	107.1	62.6	61.0	61.0	62.8	65.7	68.0	68.6
35°	454.2	447.0	305.9	78.4	58.9	56.2	54.8	54.8	56.7	58.6	59.1
37.5°	479.1	478.8	278.1	62.5	55.2	52.2	49.3	47.2	46.5	46.9	47.2
40°	521.7	522.1	241.8	56.1	52.2	48.0	43.7	39.8	36.2	35.0	34.8
42.5°	588.2	582.2	203.8	53.0	49.5	43.7	37.2	32.0	26.3	24.6	24.5
45°	693.9	658.0	163.5	50.1	46.6	38.8	30.8	23.7	19.1	17.7	17.7
47.5°	847.8	757.6	126.6	47.0	42.9	33.3	23.3	17.1	14.0	13.3	13.4
50°	1007.0	855.2	97.1	43.1	38.3	27.6	17.2	12.4	10.6	10.6	10.8
52.5°	1148.1	926.7	75.7	39.0	32.7	21.6	13.0	9.7	8.9	8.7	8.9
55°	1280.2	972.8	57.9	34.1	25.9	16.1	9.9	7.9	7.4	7.1	7.0
57.5°	1407.7	995.7	43.4	27.6	18.8	11.7	7.9	6.7	6.2	5.8	5.6
60°	1492.5	977.1	29.8	20.3	13.0	8.5	6.6	5.8	5.1	4.7	4.6
62.5°	1540.4	926.4	19.2	14.7	9.3	6.3	5.2	4.8	3.9	3.5	3.5
65°	1521.0	842.8	13.4	10.5	6.7	4.7	3.9	3.9	2.8	2.3	2.2
67.5°	1347.9	712.0	10.2	7.8	4.8	3.5	3.0	3.4	1.7	1.1	1.1
69°	1159.7	590.1	8.7	6.5	4.0	2.8	2.6	3.1	1.2	0.8	0.7
70°	1007.9	509.1	7.9	5.6	3.4	2.4	2.3	3.0	1.2	0.7	0.5
72.5°	603.0	283.9	6.0	4.0	2.2	1.9	1.9	3.4	1.2	0.7	0.5
75°	243.7	100.0	4.4	2.8	1.6	1.6	2.3	4.3	1.1	0.5	0.4
77.5°	55.2	21.9	2.6	1.7	1.1	1.6	2.7	3.4	0.7	0.3	0.0
80°	13.4	5.4	1.6	1.1	0.7	1.2	2.0	1.9	0.1	0.0	0.0
82.5°	4.4	1.9	0.7	0.5	0.1	0.4	0.9	0.5	0.0	0.0	0.0
85°	1.9	1.1	0.3	0.1	0.0	0.0	0.1	0.0	0.0	0.0	0.0
87.5°	1.2	0.4	0.0	0.0	0.0	0.0	0.0	0.0	0.0	0.0	0.0
90°	0.0	0.0	0.0	0.0	0.0	0.0	0.0	0.0	0.0	0.0	0.0

Signify Classified - Internal
Cooper Lighting Solutions Photometric Lab
1121 Highway 74 South
Peachtree City, GA 30269

Scaled Data Report



Report Generated By 670245982

Signify Classified - Internal
Cooper Lighting Solutions Photometric Lab
1121 Highway 74 South
Peachtree City, GA 30269

Scaled Data Report



Signify Classified - Internal
Cooper Lighting Solutions Photometric Lab
1121 Highway 74 South
Peachtree City, GA 30269

Scaled Data Report



Signify Classified - Internal
Cooper Lighting Solutions Photometric Lab
1121 Highway 74 South
Peachtree City, GA 30269

Scaled Data Report



Signify Classified - Internal
Cooper Lighting Solutions Photometric Lab
1121 Highway 74 South
Peachtree City, GA 30269

Scaled Data Report



--- HS — SS

Signify Classified - Internal
Cooper Lighting Solutions Photometric Lab
1121 Highway 74 South
Peachtree City, GA 30269

Scaled Data Report



u

Signify Classified - Internal
Cooper Lighting Solutions Photometric Lab
1121 Highway 74 South
Peachtree City, GA 30269

Scaled Data Report



Signify Classified - Internal
Cooper Lighting Solutions Photometric Lab
1121 Highway 74 South
Peachtree City, GA 30269

Scaled Data Report



(END OF REPORT)